

INSECTA MUNDI

A Journal of World Insect Systematics

0429

Checklist of *Kheper* Janssens and description of a new species
from northern Tanzania (Coleoptera: Scarabaeidae: Scarabaeinae)

Svatopluk Pokorný
Prague, Czech Republic

Jiri Zidek
Prague, Czech Republic

Date of Issue: July 10, 2015

Svatopluk Pokorný and Jiri Zidek
Checklist of *Kheper* Janssens and description of a new species from northern
Tanzania (Coleoptera: Scarabaeidae: Scarabaeinae)
Insecta Mundi 0429: 1–7

ZooBank Registered: urn:lsid:zoobank.org:pub:6A21D9CF-97CD-4B64-9701-D691AB9FE3BE

Published in 2015 by

Center for Systematic Entomology, Inc.
P. O. Box 141874
Gainesville, FL 32614-1874 USA
<http://centerforsystematicentomology.org/>

Insecta Mundi is a journal primarily devoted to insect systematics, but articles can be published on any non-marine arthropod. Topics considered for publication include systematics, taxonomy, nomenclature, checklists, faunal works, and natural history. **Insecta Mundi** will not consider works in the applied sciences (i.e. medical entomology, pest control research, etc.), and no longer publishes book reviews or editorials. **Insecta Mundi** publishes original research or discoveries in an inexpensive and timely manner, distributing them free via open access on the internet on the date of publication.

Insecta Mundi is referenced or abstracted by several sources including the Zoological Record, CAB Abstracts, etc. **Insecta Mundi** is published irregularly throughout the year, with completed manuscripts assigned an individual number. Manuscripts must be peer reviewed prior to submission, after which they are reviewed by the editorial board to ensure quality. One author of each submitted manuscript must be a current member of the Center for Systematic Entomology.

Chief Editor: Paul E. Skelley, e-mail: insectamundi@gmail.com
Assistant Editor: David Plotkin, e-mail: insectamundi@gmail.com
Head Layout Editor: Eugenio H. Nearn
Editorial Board: J. H. Frank, M. J. Paulsen, Michael C. Thomas
Review Editors: Listed on the **Insecta Mundi** webpage

Manuscript Preparation Guidelines and Submission Requirements available on the **Insecta Mundi** webpage at: <http://centerforsystematicentomology.org/insectamundi/>

Printed copies (ISSN 0749-6737) annually deposited in libraries:

CSIRO, Canberra, ACT, Australia
Museu de Zoologia, São Paulo, Brazil
Agriculture and AgriFood Canada, Ottawa, ON, Canada
The Natural History Museum, London, UK
Muzeum i Instytut Zoologii PAN, Warsaw, Poland
National Taiwan University, Taipei, Taiwan
California Academy of Sciences, San Francisco, CA, USA
Florida Department of Agriculture and Consumer Services, Gainesville, FL, USA
Field Museum of Natural History, Chicago, IL, USA
National Museum of Natural History, Smithsonian Institution, Washington, DC, USA
Zoological Institute of Russian Academy of Sciences, Saint-Petersburg, Russia

Electronic copies (Online ISSN 1942-1354, CDROM ISSN 1942-1362) in PDF format:

Printed CD or DVD mailed to all members at end of year. Archived digitally by Portico.
Florida Virtual Campus: <http://purl.fcla.edu/fcla/insectamundi>
University of Nebraska-Lincoln, Digital Commons: <http://digitalcommons.unl.edu/insectamundi/>
Goethe-Universität, Frankfurt am Main: <http://nbn-resolving.de/urn/resolver.pl?urn:nbn:de:hebis:30:3-135240>

Copyright held by the author(s). This is an open access article distributed under the terms of the Creative Commons, Attribution Non-Commercial License, which permits unrestricted non-commercial use, distribution, and reproduction in any medium, provided the original author(s) and source are credited. <http://creativecommons.org/licenses/by-nc/3.0/>

Layout Editor for this article: Eugenio H. Nearn

Checklist of *Kheper* Janssens and description of a new species from northern Tanzania (Coleoptera: Scarabaeidae: Scarabaeinae)

Svatopluk Pokorný
Prague, Czech Republic
pokornys@upcmail.cz

Jiri Zidek
Prague, Czech Republic
jrzidek@gmail.com

Abstract. All species-group names of the genus *Kheper* Janssens (Coleoptera: Scarabaeidae: Scarabaeinae) are presented in a checklist and *Kheper rolciki* **sp. n.** from northern Tanzania is described. The new species belongs to the cupreus group, whose species are illustrated and a key to them is provided.

Key Words. Checklist, new species, key to cupreus group of *Kheper*, Tanzania.

Introduction

The genus *Kheper* was established by Janssens (1940) and currently includes over 20 species, only two of them described subsequent to Janssens' 1940 revision – *K. zurstrasseni* Davis, 1986 and *K. kalaharicus* Davis, Deschodt and Scholtz, 2011. Three species are south- to southeastern Palearctic to Oriental (*K. devotus*, *K. erichsoni*, *K. sanctus*), one (*K. aegyptiorum*) inhabits the southern Palearctic / Afrotropical transition zone, and all other species are confined to the Afrotropical region. Most infra-specific taxa are varieties not governed by the International Code of Zoological Nomenclature (ICZN 1999), only Moretto (1998) regards his three taxa as subspecies (of *K. festivus*). Forgie et al. (2005, 2006), Davis et al. (2008) and Deschodt et al. (2011) regarded *Kheper* as a subgenus of *Scarabaeus* Linné and gave the number of its valid species as 24, whereas we concur with Ziani and Gudenzi (2012) in regarding *Kheper* as a genus and doubt that the number of species can be presently determined with certainty. This is because Ferreira's (1972) account is merely a reiteration of Janssens (1940), some of whose taxonomic decisions need to be re-examined (e.g. the validity of *K. paganus*, *K. purpurascens* or *K. vanderkelleni*). However, it is beyond the scope of this study and has no bearing on the species introduced below, which is distinctive enough to be safely described as new.

Checklist

Kheper Janssens, 1940: 14, 59

For type repositories see Janssens (1940).

Type species: *Ateuchus aegyptiorum* Latreille, 1827, by subsequent designation in Janssens (1940).

aegyptiorum (Latreille, 1827: 9) (*Ateuchus*); Egypt to Kenya.

a. var. *cuprescens* (Gillet, 1907: 592) (*Scarabaeus*).

a. var. *fulgidus* (Gillet, 1907: 592) (*Scarabaeus*).

a. var. *nigricans* (Gillet, 1907: 592) (*Scarabaeus*).

a. var. *purpurascens* (Gerstaecker, 1871: 48) (*Ateuchus*). [syn. in Janssens 1940 and Ferreira 1972]
aeratus (Gerstaecker, 1871: 48) (*Ateuchus*); e. Africa.

a. var. *transversorugosus* (Kolbe, 1897: 133) (*Scarabaeus*). [described as a species]
–*aeruginosus* (Klug, 1855: 650) (*Ateuchus*); = *cupreus*
asceticus (Gillet, 1907: 590) (*Scarabaeus*); Somalia.

–*bettoni* (Waterhouse, 1897: 553) (*Scarabaeus*); = *laevistriatus*
bonellii (MacLeay, 1821: 498) (*Scarabaeus*); RSA (w. Cape).
clericus (Boheman, 1857: 167) (*Ateuchus*); RSA (Natal, Transvaal). [redescribed by Davis 1986: 374]
–*corinthius* (Fairmaire, 1887: 102) (*Scarabaeus*); = *aegyptiorum*
–*cribricollis* (Waterhouse, 1885: 231) (*Ateuchus*); = *pustulosus*
cupreus (Castelnau, 1840: 65) (*Ateuchus*); DRC, Mozambique, Namibia, RSA, Zimbabwe.
c. var. atroviridis Janssens, 1940: 68.
cuvieri (MacLeay, 1821: 499) (*Scarabaeus*); Senegal.
devotus (Redtenbacher, 1844: 515) (*Ateuchus*); India (W. Bengal), se. Afghanistan, Pakistan.
erichsoni (Harold, 1867: 94) (*Ateuchus*); India, Sri Lanka.
festivus (Harold, 1868: 79) (*Scarabaeus*); Angola, Benin, DRC, Nigeria, Togo, Zimbabwe.
f. ssp. nicolasi Moretto, 1998: 31; Cameroon.
f. ssp. simoni Moretto, 1998: 32; CAR, DRC.
f. ssp. wellsi Moretto, 1998: 33; Burundi, Tanzania.
–*infernalis* (Klug, 1855: 650) (*Ateuchus*); = *lamarcki*
intermedius (Gillet, 1909: 194) (*Scarabaeus*); Angola, DRC. [described as a var. of *nigroaeneus*]
kalaharicus Davis, Deschodt and Scholtz, 2011: 284 (*in* Deschodt et al. 2011) (*Scarabaeus* (*Kheper*));
Botswana, RSA. **Stat. n.**
laevistriatus (Fairmaire, 1893: 147) (*Scarabaeus*); Somalia, Kenya.
lamarcki (MacLeay, 1821: 499) (*Scarabaeus*); DRC, Mozambique, RSA (Natal, Transvaal), Zimbabwe.
–*mashuanus* (Péringuey, 1901: 28, 32) (*Scarabaeus*); = *vanderkelleni* [= *festivus* in Janssens 1940]
–*metallicus* (Boheman, 1857: 164) (*Ateuchus*); = *cupreus*
–*namibicus* Krajcik, 2006: 21; = *cupreus* [syn. by Deschodt et al. 2011]
nigroaeneus (Boheman, 1857: 165) (*Ateuchus*); Mozambique, RSA, Zimbabwe.
n. var. usurpator (Gillet, 1907: 593) (*Scarabaeus*); RSA (Cape).
paganus (Harold, 1878: 101) (*Scarabaeus*); Zimbabwe. [= *festivus* in Janssens 1940]
platynotus (Bates, 1888: 201) (*Scarabaeus*); Mozambique.
porosus (Bates, 1888: 202) (*Scarabaeus*); e. Africa.
prodigiosus (Erichson, 1843: 23) (*Ateuchus*); DRC, Mozambique, Namibia, Zimbabwe.
–*pubiventris* (Lansberge, 1874: 5) (*Scarabaeus*); = *prodigiosus*
pustulosus (Gerstaecker, 1871: 48) (*Ateuchus*); DRC, Tanzania.
rolciki **sp. n.**; Tanzania.
sanctus (Fabricius, 1798: 34) (*Copris*); India, Sri Lanka.
–*stigmaticus* (Fairmaire, 1887: 102) (*Scarabaeus*); = *aegyptiorum*
subaeneus (Harold, 1869: 56) (*Scarabaeus*); DRC, Senegal.
s. var. angolensis Janssens, 1940: 72; Angola.
s. var. atratus (Gillet, 1911: 309) (*Scarabaeus*); e. Africa.
s. var. orientalis (Gillet, 1907: 587) (*Scarabaeus*); Mozambique, RSA.
–*thomsoni* (Waterhouse, 1885: 377) (*Scarabaeus*); = *aegyptiorum*
vanderkelleni (Lansberge, 1886: 70) (*Scarabaeus*); Angola. [= *festivus* in Janssens 1940]
venerabilis (Harold, 1871: 2) (*Scarabaeus*); Ethiopia.
zurstrasseni Davis, 1986: 376; RSA (Transvaal).

***Kheper rolciki* sp. n.**

(Figures 2, 5, 8)

Type Series. Holotype male and five paratypes (two males and three females) from Tanzania, Arusha distr., Naberera env., 4.1997, Jakub Rolcík lgt.; two paratypes (male and female) from Tanzania, 6.12.2006, Iringa reg., 912 m, Ruaha Nat. Parc, local collector; one paratype (male) from N. Tanzania, Ndutu Camp, 18.11.-4.12.1994, leg. M. Homolác. All type specimens bear labels printed in black on red paper. The holotype male is deposited at the National Museum, Prague (NMPC), two paratype males are in S. Pokorný's collection, Prague, and six paratypes (two males and four females) are in V. Malý's collection, Prague.

Description of Holotype. Length 33 mm (from tip of clypeus to tip of elytra). Black, head and pronotum glossy with weak metallic hue, elytra semi-matte, finely shagreened. Head and pronotum with dense cover of short rusty-colored hairs, elytral hairs sparse. Venter and legs also with rusty pubescence.

Clypeus quadridentate, excisions between teeth broadly V-shaped. Genae separated from clypeus by narrow and deep incision. Clypeus with shallow, longitudinally arranged punctures, frons sparsely granulated and medially weakly convex. Occiput sparsely granulated.

Pronotum transverse, strongly convex, with all margins complete and laterally serrate. Front angles briefly pointed and directed anterolaterally, hind angles evenly rounded. Much of surface covered by medium-sized granules of diameters smaller than distances between them, near lateral margins granules diminish in size and become less distinct. Smooth sagittal line narrow, reaching from base to midlength.


Scutellum not visible.

Elytra finely striate, intervals flat, finely shagreened and sparsely punctate.

Pygidium densely covered by asperate punctures in basal half and nearly smooth around apex.

Metasternum with front margin evenly rounded, without median keel.

Profemora without teeth or tubercles. Protibiae laterally quadridentate, proximal tooth vestigial, lateral edge between teeth smooth, median edge distinctly serrate in distal half, dorsomedial carina




Figures 1–3. Cupreus group of *Kheper*, dorsal habitus of male. 1) *K. cupreus* (Castelnau), 35 mm. 2) *K. rolciki* sp. n., 33 mm. 3) *K. venerabilis* (Harold), 35 mm.

without any tubercles at bases of lateral teeth. Metatibiae with dense medial brush of rusty-colored hairs.

Aedeagus (Fig. 5). Phallobase and parameres of equal length. Parameres weakly asymmetrical, distally taper and then expand into dorso-ventrally flattened crescent-shaped apex proximally with narrow ventrolateral carina that terminates about one-third distance toward base in dorsally visible angularity (minor tooth) more pronounced on left paramere. Dorsal diagonal lamina crosses from left paramere to tip of right paramere.

Sexual Dimorphism and Variation. Dimorphism minor, female differs from male only in less distinct medial serration of protibia and absence of medial brush of hairs on metatibia. Irrespective of sex, variation is apparent only in size, with specimens ranging between 30 and 35 mm in length.

Etymology. The new species is named for the Czech entomologist Jakub Rolcík, who collected most of the type series.



Figures 4–6. Cupreus group of *Kheper*, aedeagi in dorsal and left lateral views. 4) *K. cupreus* (Castelnau). 5) *K. rolciki* sp. n. 6) *K. venerabilis* (Harold).

Comments. *Kheper rolciki* sp. n. belongs to the cupreus group, which is characterized by: 1) Profemur ventrally smooth, without teeth or tubercles. 2) Protibial dorsomedial crista without any tubercles at bases of lateral teeth. 3) Scutellum invisible, entirely covered by elytra. 4) Front margin of metasternum rounded, terminally blunt. The group includes *Kheper cupreus* (Castelnau) (Fig. 1, 4, 7), *Kheper rolciki* sp. n. (Fig. 2, 5, 8) and *Kheper venerabilis* (Harold) (Fig. 3, 6, 9), which can be separated as follows:


1. Pronotum without hairs (Fig. 7, 9) **2**
- Pronotum with short rusty hairs (Fig. 8). Parameres see Fig. 5 ***K. rolciki* sp. n.**
2. Dorsum black, often with metallic hue. Frons with well-developed median tubercle. Granulation of pronotum asperate near base. Parameres see Fig. 6 ***K. venerabilis* (Harold)**
- Dorsum metallic, bronze or rarely dark bronze. Frons with median tubercle absent or barely indicated. Granulation of pronotum coarse, including base. Parameres see Fig. 4 ***K. cupreus* (Castelnau)**



7



8



9

Figures 7–9. Cupreus group of *Kheper*, oblique partial enlargements of pronota to show sculpture. Anterior margins are to the left. **7)** *K. cupreus* (Castelnau). **8)** *K. rolciki* sp. n. **9)** *K. venerabilis* (Harold).

Acknowledgments

We are grateful to Vladislav Malý (Prague, Czech Republic) for lending us specimens of the new species, and Ales Bezdek (Czech Academy of Sciences, České Budejovice, Czech Republic) and Darren Mann (Oxford University Museum of Natural History, UK) for critically reading and improving the manuscript.

Literature Cited

- Bates, H. W. 1888.** Tropical African Coleoptera; chiefly from the Zanzibar mainland. *Entomologist's Monthly Magazine* 24: 200–203, 237–242.
- Boheman, C. H. 1857.** *Insecta Caffrariae annis 1838–1845 a J. A. Wahlberg collecta amici auxilio suffultus descripsit. Pars II. Coleoptera (Scarabaeidae).* Officina Norstedtiana; Stockholm. 395 p.
- Castelnau, F. L. 1840.** *Histoire naturelle des Insectes Coléoptères. Tome deuxième. Histoire naturelle des animaux articulés, annélides, crustacés, arachnides, myriapodes et insectes.* P. Duménil; Paris. 564 p.
- Davis, A. L. V. 1986.** Three new Afrotropical dung beetles (Coleoptera: Scarabaeinae) in the genera, *Kheper* Janssens, *Gymnopleurus* Illiger and *Onitis* Fabricius, with notes on related species. *Journal of the Entomological Society of Southern Africa* 49: 373–387.
- Davis, A. L. V., A. V. Frolov, and C. H. Scholtz. 2008.** The African dung beetle genera. Protea Book House; Pretoria. 272 p.
- Davis, A. L. V., C. M. Deschodt, and C. H. Scholtz. 2011.** In: C. M. Deschodt, A. L. V. Davis, and C. H. Scholtz. New dung beetle (Coleoptera: Scarabaeidae: Scarabaeinae) taxa from arid south-western Africa. *Insect Systematics & Evolution* 42: 277–294.
- Deschodt, C. M., A. L. V. Davis, and C. H. Scholtz. 2011.** New dung beetle (Coleoptera: Scarabaeidae: Scarabaeinae) taxa from arid south-western Africa. *Insect Systematics & Evolution* 42: 277–294.
- Erichson, W. F. 1843.** Beiträge zur Insectenfauna von Angola, in besonderer Beziehung zur geographischen Verbreitung der Insecten in Afrika. *Archiv für Naturgeschichte* 9: 199–267.
- Fabricius, J. C. 1798.** *Supplementum Entomologie Systematicae.* Proft et Storch; Copenhagen. 572 p.
- Fairmaire, L. 1887.** Coléoptères des voyages de M. G. Révoil chez les Somâlis et dans l'intérieur du Zanguebar. *Annales de la Société Entomologique de France* (6) 7: 69–186.
- Fairmaire, L. 1893.** Note sur quelques Coléoptères des pays Somalis. *Annales de la Société Entomologique de Belgique* 37: 144–156.
- Ferreira, M. C. 1972.** Os escarabídeos de África (Sul do Sáara). 1. *Revista de Entomologia de Moçambique* 11 (1968–1969): 5–1088.
- Forgie, S. A., T. K. Philips, and C. H. Scholtz. 2005.** Evolution of the Scarabaeini (Scarabaeidae: Scarabaeinae). *Systematic Entomology* 30: 60–96.
- Forgie, S. A., U. Kryger, P. Bloomer, and C. H. Scholtz. 2006.** Evolutionary relationships among the Scarabaeini (Coleoptera: Scarabaeidae) based on combined molecular and morphological data. *Molecular Phylogenetics and Evolution* 40: 662–678.
- Gerstaecker, C. E. A. 1871.** Beitrag zur Insektenfauna von Zanzibar. III. Coleoptera. *Archiv für Naturgeschichte* 37: 42–86.
- Gillet, J. J. E. 1907.** Remarques sur quelques Coprides du Museo Civ. de Gènes et description d'espèces nouvelles. *Annali del Museo Civico di Storia Naturale Giacomo Doria* 3: 587–602.
- Gillet, J. J. E. 1909.** Sur quelques espèces du genre *Scarabaeus* L. Notes from the Leyden Museum 31: 191–194.
- Gillet, J. J. E. 1911.** *Coprophaga africana.* Descriptions d'espèces nouvelles et remarques diverses. *Annales de la Société Entomologique de Belgique* 55: 308–312.
- Harold, E. 1867.** Diagnosen neuer Coprophagen. *Coleopterologische Hefte* 2: 94–100.
- Harold, E. 1868.** Diagnosen neuer Coleopteren. *Coleopterologische Hefte* 4: 79–86.
- Harold, E. 1869.** Ueber coprophage Lamellicornien mit besonderer Berücksichtigung der Pariser Sammlungen. *Coleopterologische Hefte* 5: 46–70.

- Harold, E. 1871.** Verzeichniss der von Dr. Beccari in Bogos gesammelten coprophagen Lamellicornien. Coleopterologische Hefte 8: 1–28.
- Harold, E. 1878.** Diagnosen neuer Coleopteren aus dem innern Africa. Mittheilungen der Münchener Entomologischen Verein 2: 99–111.
- ICZN [International Commission on Zoological Nomenclature]. 1999.** International Code of Zoological Nomenclature. The International Trust for Zoological Nomenclature; London. 306 p.
- Janssens, A. 1940.** Monographie des *Scarabaeus* et genres voisins. Mémoires du Musée d'Histoire Naturelle de Belgique (2) 16: 3–81.
- Klug, J. C. F. 1855.** Forsetzung der Diagnosen der neuer (und bereits seit mehreren Monaten vollständig gedruckten) Coleopteren, welche die Insectensendungen des Hrn. Dr. Peters von Mossambique enthalten hatten, von der Familie der Staphylinii an bis den Lamellicornia, diese mit eingeschlossen. Berichten der Königlich-Preussischen Akademie der Wissenschaften (Berlin) 20: 643–660.
- Kolbe, H. J. 1897.** Käfer und Netzflüger Ost-Afrikas. p. 128–196 *In*: K. Moebius. Deutsche Ostafrika. Wissenschaftliche Forschungsergebnisse über Land und Leute unseres ostafrikanischen Schutzgebietes und der angrenzenden Länder. Bd. IV. Dieter Reimer; Berlin. 367 p.
- Krajcik, M. 2006.** New species of *Kheper* Janssens from Namibia. *Animma.X* 14: 19–23.
- Lansberge, J. W. 1874.** Description de quelques Lamellicornes Coprophages. Coleopterologische Hefte 12(2): 4–12.
- Lansberge, J. W. 1886.** Scarabaeides, Buprestides et Cerambycides de l'Afrique occidentale envoyes au Musée de Leyde par MM. Veth et Van der Kellen. Notes from the Leyden Museum 8: 69–120.
- Latreille, P. A. 1827.** Description d'Insectes d'Afrique recueillis par M. Cailliaud. p. 1–22 (271–292) *In*: Voyage à Méroé, au Fleuve Blanc, au delà de Fazoql dans le midi du royaume de Sennâr, à Syouah et dans cinq autres oasis; fait dans les années 1819, 1820, 1821 et 1822, par M. Frédéric Cailliaud de Nantes. Tome IV. Imprimerie Royale, Deleure; Paris. 416 p.
- MacLeay, W. S. 1821.** Horae Entomologicae: or essays on the annulose animals: Vol. I. Part II. Containing an Attempt to ascertain the Rank and Situation which the celebrated Egyptian Insect, *Scarabaeus Sacer*, holds among Organized Beings. S. Bagster; London. p. 458–524.
- Moretto, P. 1998.** *Kheper festivus* (Harold): un complexe d'espèces. *Entomologia Africana* 3(2): 27–32.
- Péringuey, L. 1901.** Descriptive catalogue of the Coleoptera of South Africa (Lucanidae and Scarabaeidae). Transactions of the South African Philosophical Society 12: 1–563.
- Redtenbacher, L. 1844.** [New taxa]. *In*: V. Kollar and L. Redtenbacher. Aufzählung und Beschreibung der von Freiherrn von Hügel auf seiner Reise durch Kaschmir und das Himalayagebirge gesammelten Insecten. p. 393–564, 582–585. *In*: K. F. Hügel (ed.). Kaschmir und das Reich der Siek. Vierter Band. Zweite Abtheilung. Hallbergische Verlag; Stuttgart. A 36: 1844: 244–586; 1848: 587–865, pl. 1–31.
- Waterhouse, C. O. 1885.** New Coleoptera recently added to the British Museum. *Annals and Magazine of Natural History* (5) 15: 377–382.
- Waterhouse, C. O. 1897.** Description of a new *Scarabaeus* from East Africa. *Annals and Magazine of Natural History* (6) 20: 553–554.
- Ziani, S., and I. Gudenzi. 2012.** Commenti sulla sistematica generica degli Scarabaeini del bacino del Mediterraneo con una chiave dicotomica per il loro riconoscimento (*Insecta Coleoptera Scarabaeidae: Scarabaeinae*). *Quaderno di Studi e Notizie di Storia Naturale della Romagna* 36: 115–158.

Received April 5, 2015; Accepted June 26, 2015.

Review Editor Paul Skelley.

